

**Get Proper Eye  
Care...**




**Help Detect**

**Diabetic**

**Retinopathy**

**FOR MORE  
INFORMATION:**

IF YOU NEED MORE  
INFORMATION ON HOW YOU  
CAN BE TESTED, OR WOULD LIKE  
TO KNOW ABOUT FUTURE  
LOCATIONS FOR DIABETIC  
RETINOPATHY SCREENINGS,  
PLEASE CALL US AT: 1-800-955-5466



**WE CARE**

*And*


**We're making a difference!**



**Lions of Illinois Foundation  
2814 DeKalb Avenue  
Sycamore, IL 60178  
[www.LionsofIllinois.org](http://www.LionsofIllinois.org)**



**Diabetic Eye  
Screening**



**THE LIONS OF  
ILLINOIS  
FOUNDATION**



**In Cooperation with  
Illinois Retina Associates, S.C.**

# WHAT IS DIABETIC RETINOPATHY?

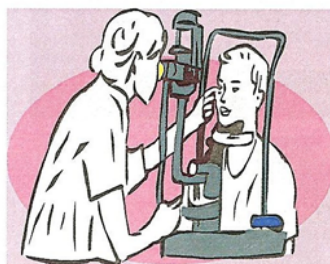
*It is the leading cause of new blindness in American adults...*

Diabetic Retinopathy can have devastating visual consequences and can even lead to blindness.

There are two types of Diabetic Retinopathy:

## **Background Diabetic Retinopathy**

affects the central vision and vision can become blurry. This is not to be confused with intermittent blurry vision caused by changing blood sugar levels.



Diabetic retinopathy can be detected with regular vision screenings.

The second type is...

**Proliferative Diabetic Retinopathy**, and is much more devastating. There are no warning signs that it is progressing in your eyes.

## **Early Detection is the key.**

If you have symptoms such as blurred vision, distorted vision, double vision, darkened vision, or reduced vision, it is advised that you contact your eye care professional as soon as possible.

Over the last 25 years, the National Institute of Health and the National Eye Institute have conducted numerous clinical trials and research studies of Diabetic Retinopathy. Research has shown that early detection greatly enhances the visual prognosis and treatment outcome for all Diabetic Retinopathy patients.



## **How the Screening Program Works**

The Lions of Illinois Foundation is providing a screening equipped with a photographer and a non-mydratic camera (a type of eye camera). This special camera takes photographs of the back of a person's eye. These photographs are then forwarded to Illinois Retina Associates for review by one of its retinal specialists.

These specialists have advanced training in the diagnosis and treatment of Diabetic Retinopathy and will look for abnormalities.



Please allow six to eight weeks for your test results by mail.

## **Program Funding**

*This is a FREE screening for All participants.*

Funding for this program is made possible by the Lions of Illinois Foundation, local Lions Clubs, The Lions Clubs International Foundation, Illinois Retina Associates and Ingalls Memorial Hospital Development Foundation.

	<p>Lions of Illinois Foundation 2814 DeKalb Avenue Sycamore, IL 60178 <a href="http://www.LionsofIllinois.org">www.LionsofIllinois.org</a></p>
	

Sfy/10/06/05